












# Bifacial-N TOPCon 144 Cells

570Wp - 580Wp  
SPI-SLEXXX-144TGG (XXX-575-580Wp)

## THE SUNSPRINT ADVANTAGE


-  **N-Type with Very Low LID**  
Resulting in higher power generation
-  **Positive Tolerance**  
Power output is guaranteed with a positive tolerance of 0~+4.99Wp
-  **Excellent Performance in Low Light**  
Superior output in low irradiance increased power production even in low-light environments.
-  **Better Temperature Coefficient (-0.30%/°F)**  
Higher power generation under higher ambient temperature conditions.
-  **Higher Module Efficiency**  
Module Eff. Up-to 22.5%
-  **10-30% more Power Generation**  
When compared with the P-type module
-  **Advanced Technology**  
MBB-Multi Bus-bar (10BB/16BB) Half-cut N-TOPCon cell
-  **Extended Wind and Snow Loads**  
Wind Load (2400 Pascal) and Snow Load (5400 Pascal)
-  **Withstanding a Harsh Environment**  
Reliable quality leads to better sustainability, even in harsh environments such as deserts, farms, coastal and the areas with ammonia exposure.
-  **Rigorous Testing Criteria**  
100% EL inspection, ensuring defect-free modules
-  **Bifaciality factor 80 + 5%**  
The ratio of the rear efficiency in relation to the front efficiency is subject to the same irradiance.



## CERTIFICATIONS & STANDARDS

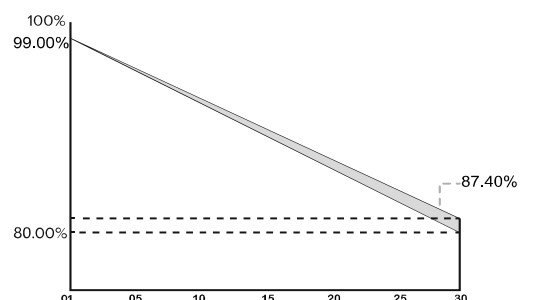
IEC 61215, IEC 61730, 62804, IEC 62716, IEC 61701,  
IEC 61701, UL 61215, UL 61730, IEC 60068-2-68, IEC 61853,1S  
CEC, IEC 61853-1lam, IEC 14286

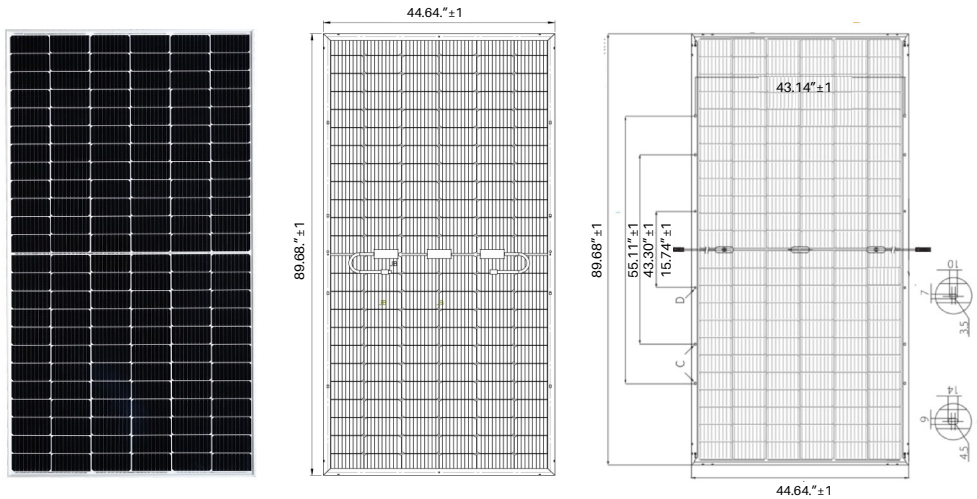
\*Hail Test Performed at 45mm



\*Certifications are under process

## LINEAR PERFORMANCE WARRANTY





## ELECTRICAL DATA PERFORMANCE

Conditions	STC	NOCT	STC	NOCT	STC	NOCT
Peak Power Pmax (0 ~+ 4.99)Wp	570Wp	429Wp	575Wp	432Wp	580Wp	436Wp
Maximum Voltage, Vmpp	42.65V	39.69V	42.82V	39.89V	42.94V	39.98V
Maximum Current, Lmpp	13.37A	10.80A	13.43A	10.84A	13.51A	10.91A
Open Circuit Voltage, Voe	51.04V	48.39V	51.22V	48.56V	51.41V	48.74V
Short Circuit Current, Isc	14.04A	11.34A	14.10A	11.38A	14.19A	11.46A
Fill Factor	80%	78%	80%	78%	80%	78%
Module Efficiency	22.07%		22.26%		22.45%	
Operating Temperature	-40°F~+185°F		Temperature Coefficients of Isc		~+0.046%/°F	
Maximum System Voltage	1500VDC		Nominal Operating Cell Temperature (NOCT)		45±2°F	
Maximum Series Fuse Rating	30A		Fire Safety		Type-I	
Power Tolerance	0~+3%		Protection Class II		Class-A	
Temperature Coefficients of Pmax	-0.30%/°F		Safety Class		Class II	
Temperature Coefficients of Voe	-0.26%/°F					

\*\*STC: Irradiance 1000W/m2 module temperature 25°C, AM =1.5; NOCT: Irradiance 800W/m2, ambient temperature 20°C, AM=1.5, Wind Speed 1m/s. Average power reduction of 4.5% at 200W/m2 as per IEC 60904-1. Measuring Uncertainty +/-3%\* Power gain from the rear side depends on the ground reflectance (Albedo) & Bifaciality factor.

Bifacial Gain	Measurement	570	575	580
5%	Max. Power (Pmax)	599Wp	604Wp	609Wp
	Module Efficiency	23.17%	23.37%	23.57%
10%	Max. Power	627Wp	633Wp	638Wp
	Module Efficiency	24.27%	24.48%	24.70%
15%	Max. Power	656Wp	661Wp	667Wp
	Module Efficiency	25.37%	25.60%	25.82%

## MODULE MECHANICAL DATA

Specification	Data
Cell Type	N-TOPCon, 144 Cells
Dimensions (Inches)	89.68"x44.64"x1.18"
Weight (lbs)	70.54
Front Cover (Inches)	0.12"
Rear Cover (Inches)	0.12"
Frame Material	Silver Anodized Aluminum Profile, (Black frame on request)*
J-Box	IP68, 3 Diodes
Cable (Inches)	13.77", 0.0062 sq in
Connectors	MC4 Connector IEC/UL certified
Standard Packaging	36 Pieces/Pallet
Module Pieces per Container	720 Pieces (40*HQ)

## I-V CHARACTERISTICS AT DIFFERENT IRRADIATIONS

